

# VuePoint® Series

VuePoint LED Low-Bay/High-Bay Luminaire

Rev. Date: V13 06/15/2026

## Product Description

VuePoint High Bay Series challenges the status quo, letting you forget about squint-inducing raw lumens, while preserving visual comfort and delivering category-leading performance. The VuePoint delivers remarkable energy savings and performance through its highly efficient and standard diffused optical assembly. With its clean, streamlined form factor and virtually maintenance free design the VuePoint provides substantially better light across industrial, warehouse, retail, athletic, auditorium, transportation and hangar environments in both new construction and retrofits.

## Performance Summary

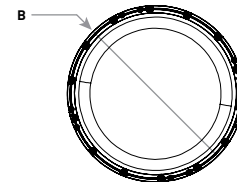
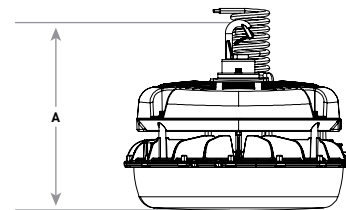
<b>Initial Delivered Lumens:</b> 12,000/24,000/35,000 lumens
<b>Operating Temperature Range - Standard:</b> 12L/24L: -40°C to 45°C; 35L: -40°C to 40°C; <b>w/EB1:</b> 12L/24L: 10°C to 40°C; 35L: 10°C to 25°C
<b>Efficacy:</b> Up to 170 LPW
<b>CRI:</b> 80+
<b>CCT:</b> 3000K, 4000K, 5000K
<b>Input Voltage:</b> 120-277 VAC
<b>L<sub>70</sub> Lifetime:</b> > 100,000 hours at maximum operating temperature
<b>Limited Warranty<sup>†</sup>:</b> 1 year for luminaire and accessories
<b>Universal Mounting:</b> Hook & Cord or Pendant Mount
<b>Weight:</b> Maximum 14 lbs. (6.4kg)
<b>Controls:</b> 0-10V dimming to 10% or Programmable Multi-level

<sup>†</sup>As of 1/20/2025, this is a clearance product and has a 1-year limited warranty. See <https://www.creelighting.com/resources/warranties/> for warranty terms

Standard Diffuse Refractor



Shown with Optional Polycarbonate Reflector Accessory



Luminaire	Dim "A"	Dim "B"
VUE 12L/24L	11.5" [292mm]	Ø 13.8" [349mm]
VUE 35L	11.5" [292mm]	Ø 15.8" [400mm]

Refer to page 4 for dimensions with PML control and polycarbonate reflector accessories.

## Ordering Information

Example: VUE-A-UV-24L-40K8-M-UL-10V

VUE	A	UV							
Family	Series	Mounting	Lumen Package*	CCT/CRI	Distribution	Voltage	Controls	Cord	Options
VUE	A	UV Universal Mount	<b>12L</b> 12,000 Lumens <b>24L</b> 24,000 Lumens - Available only with 40K8 <b>35L</b> 35,000 Lumens - Available only with 50K8	<b>30K8</b> 3000K, 80 CRI - Available only with 12L <b>40K8</b> 4000K, 80 CRI - Available only with 12L & 24L <b>50K8</b> 5000K, 80 CRI - Available only with 12L & 35L	<b>M</b> Medium	<b>UL</b> Universal 120-277V	<b>10V</b> 0-10V Dimming <b>PML</b> Programmable <b>Multi-Level</b> - Refer to PML spec sheet for details - Sensor lens covers mounting heights up to 40' (12.2m). Detects walking to 30' (9.1m) and fork lifts to 40' (12.2 m)	<b>Blank (standard)</b> 6' Cord <b>5C</b> 5-Conductor Cord	<b>EB1 Emergency</b> (9W/90 min.) - Reduced operating temperature

\* Lumen Package codes identify approximate light output only. Actual lumen output levels vary depending on CCT and reflector selection. Refer to Delivered Lumens table for specific lumen values.



Website: [creelighting.com](http://creelighting.com)

US: (800) 236-6800 Canada: (800) 473-1234

**CREE** ⇄ **LIGHTING**®

## Product Specifications

### CONSTRUCTION & MATERIALS

- Impact resistant polycarbonate and aluminum housing
- Die cast aluminum heatsink
- Low-profile, lightweight design provides ease of installation
- UV mount is provided with factory threaded cast hook for mounting, factory installed 6' (1.8m) 18/3 SJT white power cord and accepts a 1/2" IPS pendant (by others)
- Optional 6' (1.8m) 18/5 SEOW/STOW white power cord available (5C option)
- EB1 includes 6' (1.8m) 16/4 SEOW/STOW white power cord
- Factory calibrated to hang straight
- Designed for downlight applications only
- **Weight:** Maximum 14 lbs. (6.4kg)

### OPTICAL SYSTEM

- Standard impact resistant polycarbonate diffused refractor
- Polycarbonate reflector accessory: 12L/24L - Ø 18.9" (479mm) x H 5.6" (142mm); 35L - Ø 22.4" (570mm) x H 7.1" (180mm)
- LED system delivers proper uniformity & spacing
- IP6X optical assembly sealed to protect LEDs and keep dust out

### ELECTRICAL SYSTEM

- Integral, high-efficiency driver
- **Input Voltage:** 120-277V, 50/60Hz
- **Power Factor:** > 0.9 at full load
- **Total Harmonic Distortion:** < 20% at full load
- **Operating Temperature Range:**

Lumen Package	Standard Luminaire	Luminaire w/EB1 Option
12L/24L	-40°C to 45°C (-40°F to +113°F)	10°C to 40°C (50°F to +104°F)
35L	-40°C to 40°C (-40°F to +104°F)	10°C to 25°C (50°F to +77°F)

- **Transient Protection:** 6kV/3kA tested in accordance to IEEE/ANSI
- When code dictates fusing, a slow blow fuse or type C/D breaker should be used to address inrush current

### 0-10V DIMMING

- Continuous 0-10V dimming to 10% with dim to off at <0.5V control voltage
- 10V Source Current: 0.10mA
- Use only lighting controls with neutral connection or controls intended for use with LED fixtures
- Reference dimming document for additional information

### PROGRAMMABLE MULTI-LEVEL OPTION

- High/low/off photo/motion sensor
- Covers mounting heights up to 40' (12.2m). Detects walking to 30' (9.1m) and fork lifts to 40' (12.2 m)
- Refer to PML spec sheet for details on sensor functionality, operation and lumen and power multipliers

### REGULATORY & VOLUNTARY QUALIFICATIONS

- cULus Listed (UL1598; UL8750)
- Suitable for damp locations
- Designed for indoor use only
- Requires minimum 90°C supply conductors
- Not intended for use in environments containing airborne corrosive agents such as chemical solvents, cleaners, or cutting fluids
- IP6X optical assembly
- UL924 (EB1 option). Maximum mounting height: 20.5' (6.2m) with standard diffuse refractor and 25.7' (7.8m) w/polycarbonate reflector accessory
- DLC qualified with standard polycarbonate diffuse refractor, and DLC premium qualified when ordered with polycarbonate reflector accessory. Refer to <https://qpl.designlights.org/solid-state-lighting> for most current information
- Meets FCC Part 15, Subpart B, Class A limits for conducted and radiated emissions
- Lens assembly meets IK10 requirements per IEC 60068-2
- RoHS compliant. Consult factory for additional details

**CA RESIDENTS WARNING:** Cancer and Reproductive Harm -



Electrical Data*					
Lumen Package	System Watts 120-277V	Total Current (A)			
		120V	208V	240V	277V
12L	79	0.67	0.38	0.33	0.28
24L	151	1.28	0.73	0.63	0.54
35L	214	1.82	1.04	0.89	0.77

\* Electrical data at 25°C (77°F). Actual wattage may differ by +/- 10% when operating between 120-277V +/- 10%.

Delivered Lumens				
Luminaire	Lumen Package	3000K	4000K/5000K	
		Initial Delivered Lumens*	Initial Delivered Lumens*	Efficacy (LPW)
VuePoint w/Standard Diffuse Refractor	12L	12,050	12,725	161
	24L	N/A	25,600	170
	35L	N/A	36,000	168
VuePoint w/Optional Polycarbonate Reflector Accessory VPCR1 (12L/24L) VPCR2 (35L)	12L	11,700	12,350	156
	24L	N/A	24,800	164
	35L	N/A	35,000	164

\* Initial delivered lumens at 25°C (77°F). Actual production yield may vary between -10 and +10% of initial delivered lumens. 24L is available only with 40K8, and 35L is available only with 50K8.

Delivered Emergency Lumens*			
Luminaire	Lumen Package	3000K	4000K/5000K
		Approximate Delivered Emergency Lumens	Approximate Delivered Emergency Lumens
VuePoint w/Standard Diffuse Refractor	12L	1,370	1,450
	24L	N/A	1,530
	35L	N/A	1,510
VuePoint w/Optional Polycarbonate Reflector Accessory VPCR1 (12L/24L) VPCR2 (35L)	12L	1,330	1,410
	24L	N/A	1,480
	35L	N/A	1,470

\* 24L is available only with 40K8, and 35L is available only with 50K8.

Uplight Illumination Performance	
Luminaire	% Uplight
Standard Luminaire w/Diffuse Refractor	6.3%
VPCR1/VPCR2 (Clear Polycarbonate) Refractor	6%

VuePoint Series Ambient Adjusted Lumen Maintenance <sup>1</sup>					
Ambient	Initial LMF	25K hr Reported <sup>2</sup> LMF	50K hr Reported <sup>2</sup> LMF	75K hr Estimated <sup>3</sup> LMF	100K hr Estimated <sup>3</sup> LMF
25°C (77°F)	1.00	0.94	0.88	0.83	0.78
30°C (86°F)	0.99	0.93	0.87	0.82	0.77
35°C (95°F)	0.98	0.92	0.86	0.81	0.76
40°C (104°F)	0.97	0.91	0.85	0.80	0.75
45°C (113°F)	0.96	0.90	0.84	0.78	0.73

<sup>1</sup> Lumen maintenance values at 25°C (77°F) are calculated per IES TM-21 based on IES LM-80 report data for the LED package and in-situ luminaire testing. Luminaire ambient temperature factors (LATF) have been applied to all lumen maintenance factors.

<sup>2</sup> In accordance with IES TM-21, Reported values represent interpolated values based on time durations that are up to 6x the tested duration in the IES LM-80 report for the LED.

<sup>3</sup> Estimated values are calculated and represent time durations that exceed the 6x test duration of the LED.

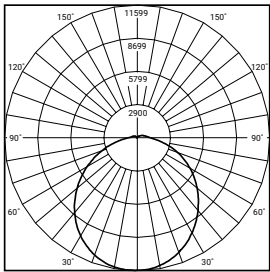
**Accessories**

<b>Polycarbonate Reflectors</b>
<b>VPCR1</b> - For use with 12L/24L lumen packages (18.9" [479mm] bottom diameter) <b>VPCR2</b> - For use with 35L lumen packages (22.4" [570mm] bottom diameter)
<b>Wireguards - not compatible with reflectors</b>
<b>VUE-WG1</b> - For use with 12L/24L lumen packages <b>VUE-WG2</b> - For use with 35L lumen packages
<b>Galvanized Safety Cables</b>
<b>SC-5 (Single Cable)</b> - 5.0' (1.5m) Cable <b>SC-10 (Single Cable)</b> - 10.0' (3.0m) Cable
<b>Hand-Held Remote</b>
<b>XA-SENSREM</b> - For successful implementation of the programmable multi-level option, a minimum of one hand-held remote is required

**Photometry**

All published luminaire photometric testing performed to IES LM-79 standards. To obtain an IES file specific to your project consult: <https://www.creelighting.com/products/indoor/high-bay-low-bay/vuepoint-series/>

**VuePoint w/Standard Diffuse Refractor**



RESTL Test Report #: PL16574-001A  
 VUE-A-UV-35L-40K8-M-UL-10V  
 Initial Delivered Lumens: 37,061

Coefficients Of Utilization – Zonal Cavity Method				
RC %:	80			
RW %:	70	50	30	10
RCR: 0	118	118	118	118
1	106	100	96	91
2	96	87	80	73
3	87	76	67	61
4	80	67	58	51
5	73	60	51	44
6	67	54	45	38
7	63	49	40	34
8	58	44	36	30
9	54	41	32	27
10	51	38	30	24

Effective Floor Cavity Reflectance: 20%

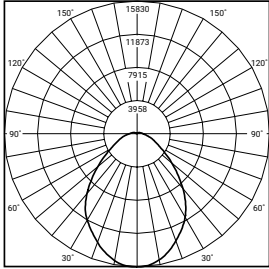
Zonal Lumen Summary			
Zone	Lumens	% Lamp	Luminaire
0-30	8,879	N/A	24.0%
0-40	14,435	N/A	38.9%
0-60	25,494	N/A	68.8%
0-90	34,674	N/A	93.6%
0-180	37,060	N/A	100%

Average Luminance Table (cd/m²)			
Vertical Angle	Horizontal Angle		
	0°	45°	90°
45°	109,013	109,273	109,339
55°	97,408	97,597	97,561
65°	85,336	85,467	85,520
75°	70,069	70,351	70,168
85°	52,882	52,046	51,513

**Photometry**

All published luminaire photometric testing performed to IES LM-79 standards. To obtain an IES file specific to your project consult: <https://www.creelighting.com/products/indoor/high-bay-low-bay/vuepoint-series/>

**VuePoint w/Polycarbonate Reflector Accessory**



Configured from BACL Test Report #: R2DG201218050-10  
 VUE-A-UV-35L-40K8-M-UL-10V w\_VUECR2  
 Initial Delivered Lumens: 35,000

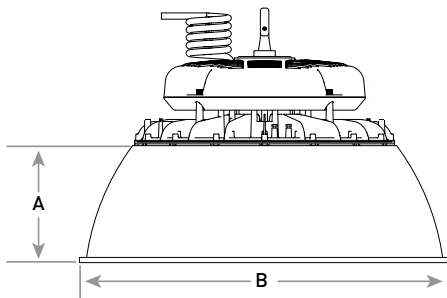
Coefficients Of Utilization – Zonal Cavity Method				
RC %:	80			
RW %:	70	50	30	10
RCR: 0	124	124	124	124
1	114	109	105	101
2	104	96	89	84
3	96	86	78	71
4	89	77	68	61
5	82	69	60	54
6	76	63	54	48
7	71	57	49	43
8	66	53	44	38
9	62	49	40	35
10	58	45	37	32

Effective Floor Cavity Reflectance: 20%

Zonal Lumen Summary			
Zone	Lumens	% Lamp	Luminaire
0-30	11,284	N/A	32.2%
0-40	17,681	N/A	50.5%
0-60	27,236	N/A	77.8%
0-90	32,919	N/A	94.1%
0-180	35,000	N/A	100%

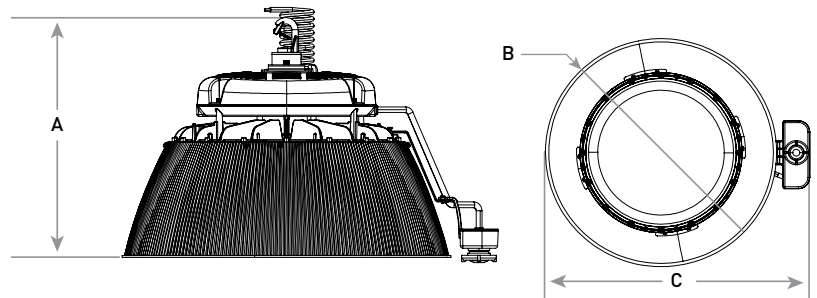
Average Luminance Table (cd/m²)			
Vertical Angle	Horizontal Angle		
	0°	45°	90°
	45°	6,994	7,007
55°	3,869	3,957	4,075
65°	2,087	2,255	2,367
75°	1,303	1,438	1,532
85°	854	874	929

**VuePoint shown with Polycarbonate Reflector Accessory**



Lumen Package	Dim "A"	Dim "B"
12L/24L	5.6" (142mm)	Ø 18.9" (479mm)
35L	7.1" (180mm)	Ø 22.4" (570mm)

**VuePoint shown with PML Control and Polycarbonate Reflector Accessory**



Lumen Package	Dim "A"	Dim "B"	Dim "C"
12L/24L	15.4" (391mm)	Ø 18.9" (479mm)	22.3" (565mm)
35L	16.4" (416mm)	Ø 22.4" (570mm)	25.6" (651mm)

© 2026 Cree Lighting USA LLC. All rights reserved. For informational purposes only. Content is subject to change. Patent [www.creelighting.com/patents](http://www.creelighting.com/patents). VuePoint® is a registered trademark of Cree Lighting USA LLC. Cree Lighting® and the Cree Lighting logo are registered trademarks of CLNA Holdings LLC. The UL logo is a registered trademark of UL LLC. The DLC QPL, DLC QPL Premium and the DLC LUNA Logos are the registered and unregistered trademarks of Efficiency Forward, Inc.

Website: [creelighting.com](http://creelighting.com)

US: (800) 236-6800 Canada: (800) 473-1234