

# C-EE-A-CHI-EX-SFC-SF/DF Series

## Chicago-Approved LED Exit/Stair Sign



### RELIABILITY WHEN YOU NEED IT MOST

Our C-Lite Chicago-Approved LED Exit/Stair Sign can run either 120V or 277V. It features a battery backup option and comes with a 5-year limited warranty. Choose from single face or double face, each of which includes 1 or 2 glass panels, respectively.



### PRODUCT SPECIFICATIONS

#### OVERVIEW

- Input Power: 5W
- Operating Temperature Range: 32°F to 122°F (0°C to 50°C)
- Limited Warranty: 5 Years\*
- Meets UL924, NFPA 101 Life Safety Code, NEC & OSHA codes
- UL Listed

FEATURES	RECOMMENDED USE	INPUT VOLTAGE
<ul style="list-style-type: none"> <li>• 5W LED Exit/Stair (Single or Double Face) with 6" red letters and white housing</li> <li>• Battery Backup or AC only options available</li> <li>• Chicago-Approved and UL Listed</li> <li>• Mounting hardware included</li> </ul>	<ul style="list-style-type: none"> <li>• Exit/Stair Identification</li> <li>• Indoor commercial, retail &amp; industrial applications in the City of Chicago</li> </ul>	<ul style="list-style-type: none"> <li>• 120V or 277V Operation</li> </ul>

### ORDERING INFORMATION

Example: C-EE-A-CHI-EX-SFC-SF-RED-BB-WH

C-EE	A	CHI		SFC		RED		WH
PRODUCT	SERIES	CITY	IDENTIFICATION	MOUNTING	SINGLE/ DOUBLE FACE	LETTER COLOR	BATTERY BACKUP	HOUSING FINISH COLOR
C-EE	A	CHI	EX Exit Identification STR Stair Identification	SFC Surface Mount	SF Single Face DF Double Face	RED Red Letters	BB Battery Backup AC AC Only	WH White

#### CERTIFICATIONS:

©2025 Cree Lighting USA LLC. All rights reserved. For informational purposes only. Content is subject to change. Patent [www.creelighting.com/patents](http://www.creelighting.com/patents). C-Lite and the C-Lite logo are registered trademarks of Cree Lighting. The UL logo is a registered trademark of UL LLC.



US: [creelighting.com](http://creelighting.com), [e-conolight.com](http://e-conolight.com)

Distribution/Sales: 855-617-2733 Customer Service: 888-243-9445

Rev. Date: 07/11/2025

For informational purposes only. Content is subject to change. \*See [lighting.cree.com/warranty](http://lighting.cree.com/warranty) for details

# C-EE-A-CHI-EX-SFC-SF/DF Series

## SERIES OVERVIEW

DIMENSIONS	PRODUCT WEIGHT
(C-EE-A-CHI-EX-SFC-SF   C-EE-A-CHI-EX-SFC-DF) 12-3/8" W x 11-1/4" H x 2-3/8" D	7.5 lbs (AC Version) 8 lbs (BB Version)
(C-EE-A-CHI-GP-EXIT   C-EE-A-CHI-GP-STAIR) 12" W x 7-7/8" H x 3/32" D (Glass Panel Inset)	1 lbs

## FIXTURE SPECIFICATIONS

<b>HOUSING</b>	Durable, powder-coated 20 gauge steel construction
<b>MOUNTING</b>	Mounting canopy included for top or end mount Universal knockout pattern on backplate for wall mount
<b>INCLUDES</b>	4.8V maintenance-free, nickel cadmium battery backup, with BB option ( minimum 120-minutes of emergency illumination) Charge/Power on indicator LED (battery recharges within 24 hours via internal solid-state, two-rate charger)

## ELECTRICAL PERFORMANCE

OPERATING TEMPERATURE RANGE	ESTIMATED L70 LIFETIME @ 25°C (77°F)
32°F to 122°F (0°C to 50°C)	> 50,000 hours

SYSTEM WATTS (120/277V)	CURRENT DRAW (AMPS)	
	120V	277V
5W	0.10A	0.05A

## WARRANTY AND CERTIFICATIONS

WARRANTY	UL LISTED
5-Year Limited*	Damp Locations

 **CA RESIDENTS WARNING:** Cancer and Reproductive Harm –  
[www.p65warnings.ca.gov](http://www.p65warnings.ca.gov)

©2025 Cree Lighting USA LLC. All rights reserved. For informational purposes only. Content is subject to change. Patent [www.creelighting.com/patents](http://www.creelighting.com/patents). C-Lite and the C-Lite logo are registered trademarks of Cree Lighting. The UL logo is a registered trademark of UL LLC.

US: [creelighting.com](http://creelighting.com), [e-conolight.com](http://e-conolight.com)

Distribution/Sales: 855-617-2733 Customer Service: 888-243-9445









Rev. Date: 07/11/2025

For informational purposes only. Content is subject to change. \*See [lighting.cree.com/warranty](http://lighting.cree.com/warranty) for details

**C-LITE**  
LED LIGHTING

# C-EE-A-CHI-EX-SFC-SF/DF Series

## ACCESSORIES

	<p><b>CHICAGO APPROVED GLASS PANEL EXIT   RIGHT ARROW</b></p> <p>SKU: <b>C-EE-A-CHI-GP-EXIT-R</b>            USE: With C-EE-A-CHI-EX-SFC-SF/DF and C-EE-A-CHI-STR-SFC-SF/DF Series Only</p>
	<p><b>CHICAGO APPROVED GLASS PANEL EXIT   DOUBLE ARROW</b></p> <p>SKU: <b>C-EE-A-CHI-GP-EXIT-LR</b>            USE: With C-EE-A-CHI-EX-SFC-SF/DF and C-EE-A-CHI-STR-SFC-SF/DF Series Only</p>
	<p><b>CHICAGO APPROVED GLASS PANEL EXIT   LEFT ARROW</b></p> <p>SKU: <b>C-EE-A-CHI-GP-EXIT-L</b>            USE: With C-EE-A-CHI-EX-SFC-SF/DF and C-EE-A-CHI-STR-SFC-SF/DF Series Only</p>
	<p><b>CHICAGO APPROVED GLASS PANEL EXIT   NO ARROW</b></p> <p>SKU: <b>C-EE-A-CHI-GP-EXIT</b>            USE: With C-EE-A-CHI-EX-SFC-SF/DF and C-EE-A-CHI-STR-SFC-SF/DF Series Only</p>
	<p><b>CHICAGO APPROVED GLASS PANEL STAIR   RIGHT ARROW</b></p> <p>SKU: <b>C-EE-A-CHI-GP-STAIR-R</b>            USE: With C-EE-A-CHI-EX-SFC-SF/DF and C-EE-A-CHI-STR-SFC-SF/DF Series Only</p>
	<p><b>CHICAGO APPROVED GLASS PANEL STAIR   DOUBLE ARROW</b></p> <p>SKU: <b>C-EE-A-CHI-GP-STAIR-LR</b>            USE: With C-EE-A-CHI-EX-SFC-SF/DF and C-EE-A-CHI-STR-SFC-SF/DF Series Only</p>
	<p><b>CHICAGO APPROVED GLASS PANEL STAIR   LEFT ARROW</b></p> <p>SKU: <b>C-EE-A-CHI-GP-STAIR-L</b>            USE: With C-EE-A-CHI-EX-SFC-SF/DF and C-EE-A-CHI-STR-SFC-SF/DF Series Only</p>
	<p><b>CHICAGO APPROVED GLASS PANEL STAIR   NO ARROW</b></p> <p>SKU: <b>C-EE-A-CHI-GP-STAIR</b>            USE: With C-EE-A-CHI-EX-SFC-SF/DF and C-EE-A-CHI-STR-SFC-SF/DF Series Only</p>