



LED Linear High Bays

3 CCT and 3 Wattage Selectable

Project: _____ Location: _____
 Date: _____ Part #: _____
 Notes: _____



Performance & Features

LED Source

- Lumileds SMD2835 LEDs with selectable CCT (3500K/4000K/5000K)
- CRI >80
- L70 lifespan of 100,000 hours
- 0-10V dimmable driver
- 120-277VAC or 277-480VAC input
- Type V Diffusor
- <5% flicker

Construction

- Durable die-cast aluminum+ Iron, housing in white finish
- Damp Location Rated
- 90° beam angle
- Operates efficiently in temperatures from -40°F to 140°F
- Sensor base for plug & play microwave sensor

Certifications and Warranty

- UL Listed
- DLC 5.1 Premium
- FCC Compliant
- Backed by a 5-year limited warranty

SKU Guide

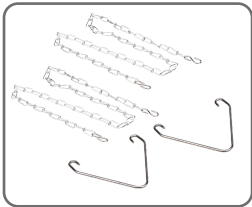
Example: LHB-70T105W-3CCT-DV2-WH

Family & Size	Wattage	CCT	Driver & Voltage		Finish	Options
LHB	70T105W 110T160W 165T215W 255T320W	3CCT = 3500K 4000K 5000K	D = 0-10V Dimming	V2 = 120-277V V3 = 277-480V	WH = White	EM = Battery Backup S = Microwave Sensor

Specification

Model No.	Power (W)	Lumens (lm)	CCT (K)	LPW	Voltage	Finish
70W-105W Selectable LHB-70T105W-3CCT-DV2-WH	70W 90W 105W	10,500 13,500 15,500	3CCT 3500K/4000K/5000K	145-207	120-277V	White
110W-160W Selectable LHB-110T160W-3CCT-DV2-WH	110W 130W 160W	16,500 19,500 24,000	3CCT 3500K/4000K/5000K	150-200	120-277V	White
165W-215W Selectable LHB-165T215W-3CCT-DV2-WH	165W 180W 215W	24,750 27,000 32,500	3CCT 3500K/4000K/5000K	196	120-277V	White
255W-320W Selectable LHB-255T320W-3CCT-DV2-WH LHB-255T320W-3CCT-DV3-WH	255W 290W 320W	36,500 41,500 45,500	3CCT 3500K/4000K/5000K	142-173	120-277V 277-480V	White

Accessories



V-Hook and Chain
(Included)



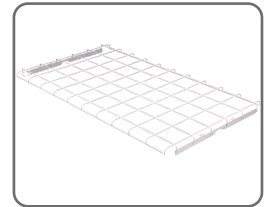
Motion Sensor
LHB-DCM-MS



Remote Control
LHB-RC




Emergency
Battery Backup
LHB-EM



Wire Guard
LHB-WG-L
LHB-WG-M
LHB-WG-S

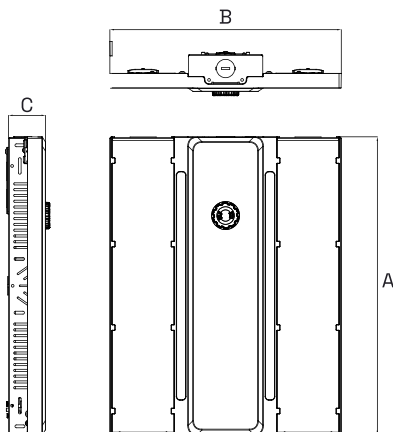


Pendant Mount
Adapter
LHB-PM



Surface Mount
LHB-SM

Dimensions

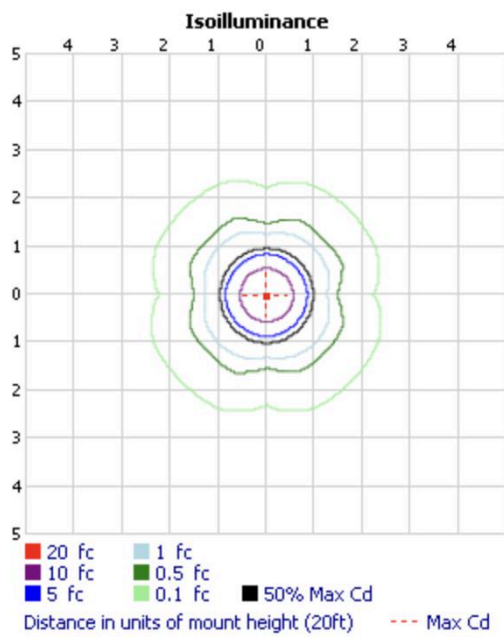
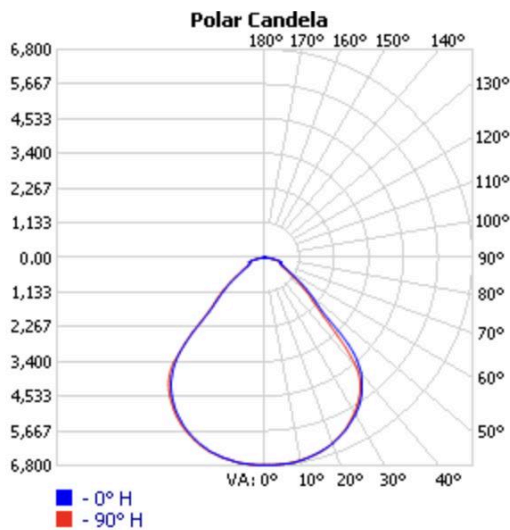


Model	A	B	C
LHB-70T105W-3CCT-DV2-WH	14.2 in	11.0 in	1.8 in
LHB-110T160W-3CCT-DV2-WH	18.1 in	11.8 in	1.8 in
LHB-165T215W-3CCT-DV2-WH	18.1 in	11.8 in	1.8 in
LHB-255T320W-3CCT-DV2-WH	23.0 in	12.6 in	1.8 in

Packaging Dimensions

SKU#	Standard Carton	Qty
LHB-70T105W-3CCT-DV2-WH	15.0 x 11.8 x 2.8-in.	1
LHB-110T160W-3CCT-DV2-WH	18.9 x 12.6 x 2.8-in.	1
LHB-165T215W-3CCT-DV2-WH	18.9 x 12.6 x 2.8-in.	1
LHB-255T320W-3CCT-DV2-WH	23.8 x 13.4 x 2.8-in.	1

Photometry



Zone	Lumens	% Lamp	% Luminaire
0-30	5,364.7	36.8%	36.8%
0-40	8,709.2	59.8%	59.8%
0-60	12,828.9	88.1%	88.1%
60-90	1,637.4	11.2%	11.2%
70-100	671.9	4.6%	4.6%
90-120	36.4	0.2%	0.2%
0-90	14,466.3	99.3%	99.4%
90-180	93.1	0.6%	0.6%
0-180	14,559.3	100%	100%